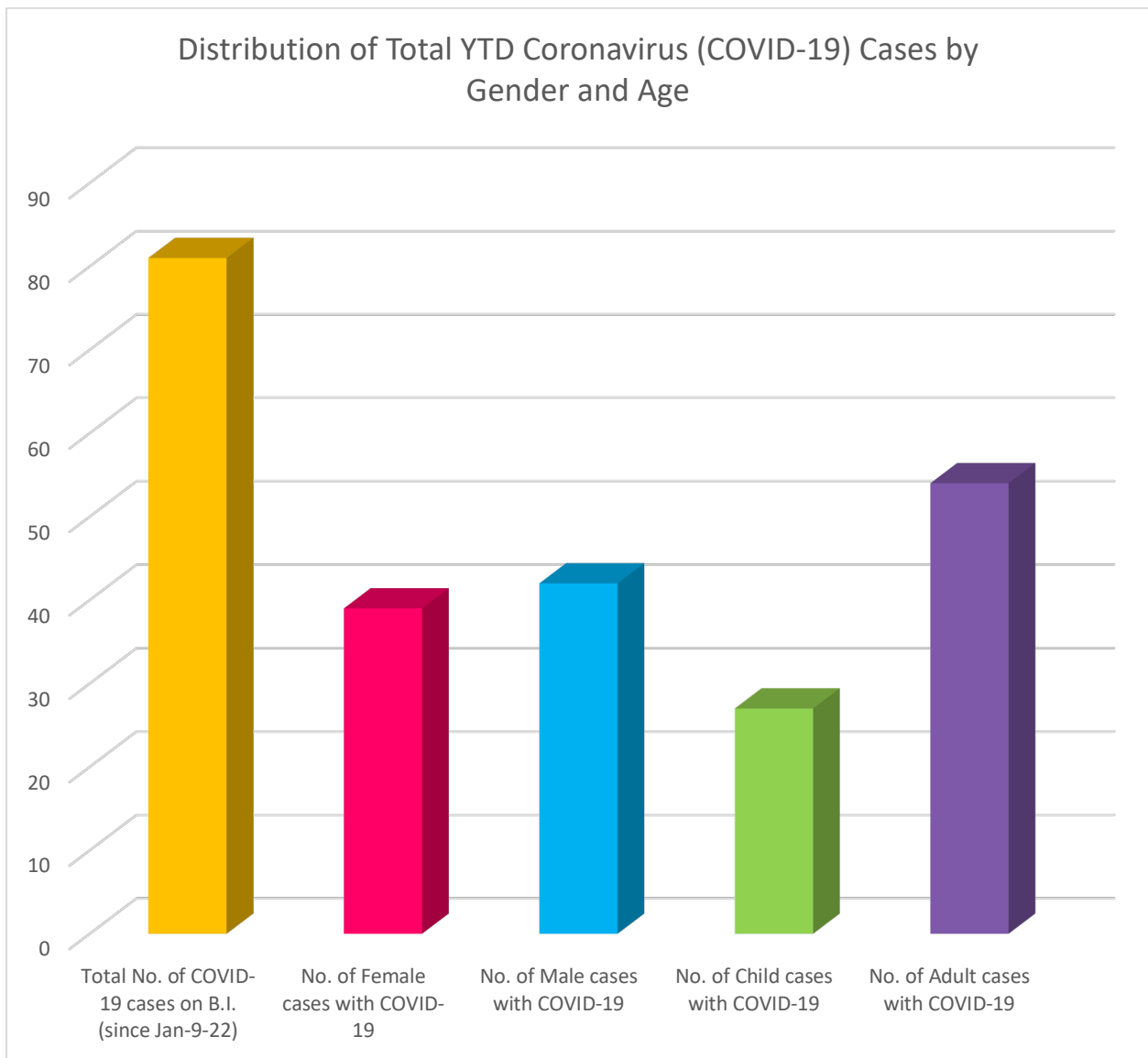


YEAR-TO-DATE (YTD) STATISTICAL REPORT *(as of August 8th, 2022)*

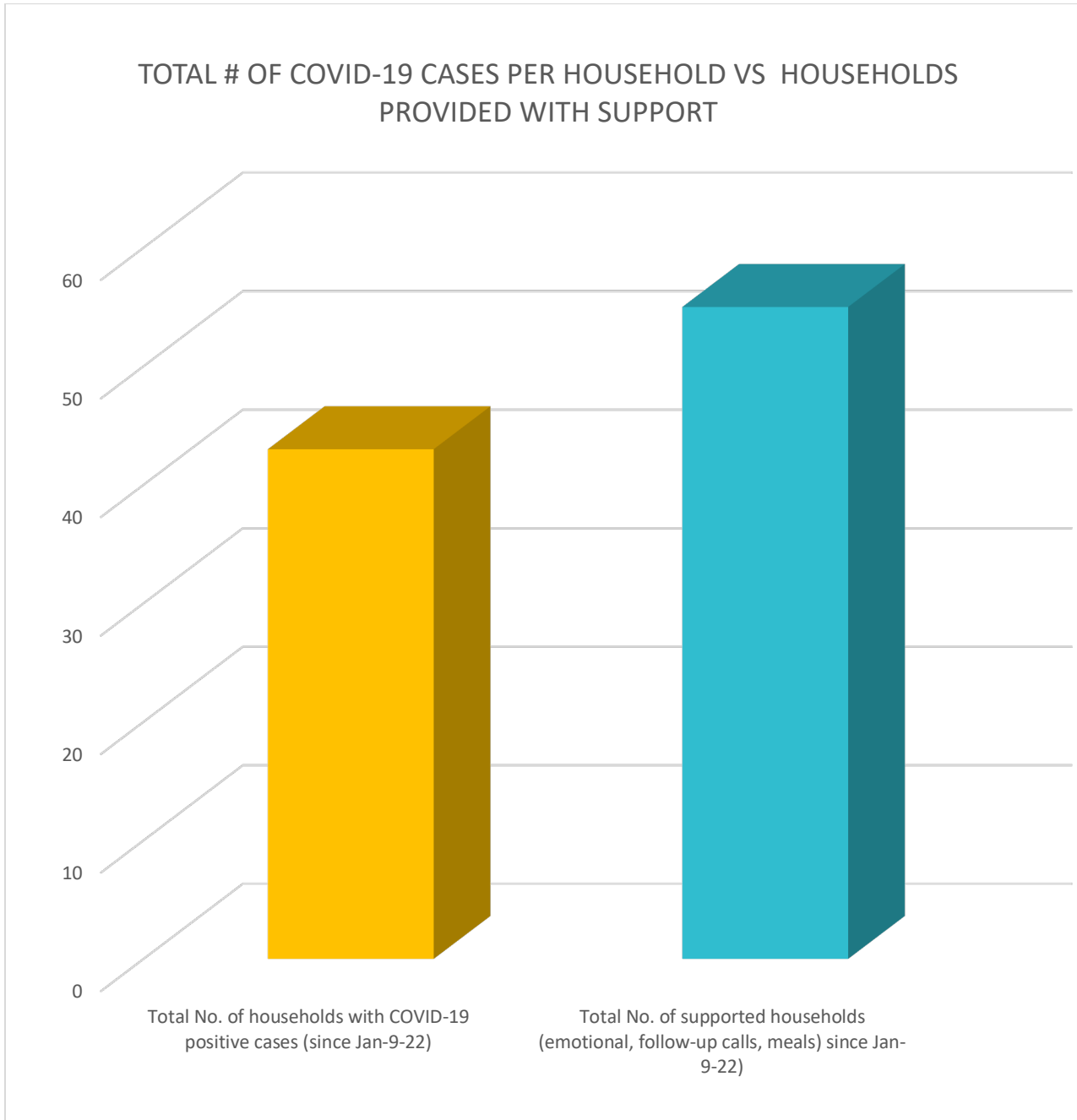
ANALYSIS OF TOTAL YEAR-TO-DATE COVID-19 CASES BY GENDER AND AGE

Total No. of COVID-19 cases on B.I. (since Jan-9-22)	81
No. of Female cases with COVID-19	39
No. of Male cases with COVID-19	42
No. of Child cases with COVID-19	27
No. of Adult cases with COVID-19	54



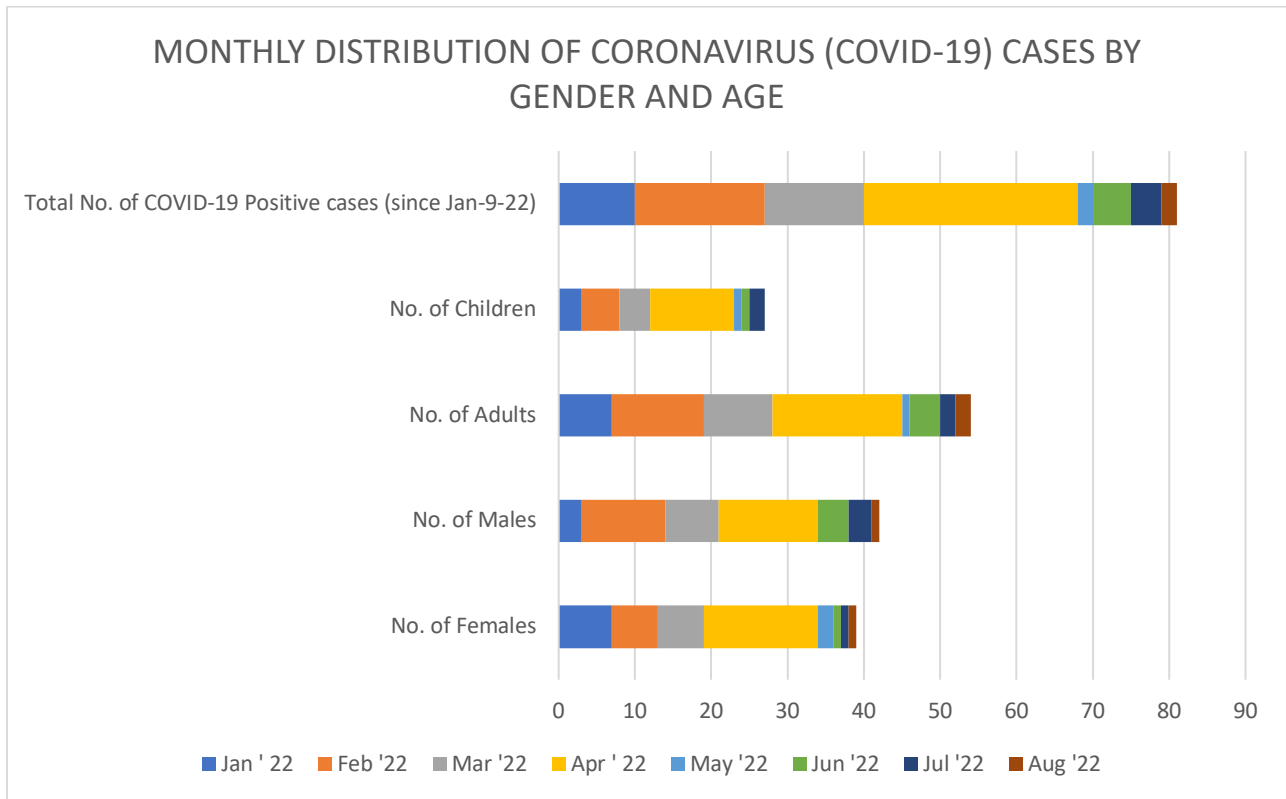
ANALYSIS OF TOTAL HOUSEHOLDS WITH COVID-19 CASES AND HOUSEHOLDS PROVIDED WITH SUPPORT

Total No. of households with COVID-19 positive cases (since Jan-9-22)	43
Total No. of supported households (emotional, follow-up calls, meals) since Jan-9-22)	55



ANALYSIS OF COVID-19 CASES BY MONTH BASED ON GENDER AND AGE

MONTH	Jan '22	Feb '22	Mar '22	Apr '22	May '22	Jun '22	Jul '22	Aug '22
No. of Females	7	6	6	15	2	1	1	1
No. of Males	3	11	7	13	0	4	3	1
No. of Adults	7	12	9	17	1	4	2	2
No. of Children	3	5	4	11	1	1	2	0
Total No. of COVID-19 Positive cases (since Jan-9-22)	10	17	13	28	2	5	4	2



Analysis of data - Year-to-Date (YTD) COVID-19 cases by month

Month	Total # of COVID-19 Positive cases
Jan ' 22	10
Feb '22	17
Mar '22	13
Apr ' 22	28
May '22	2
Jun '22	5
Jul '22	4
Aug '22	2
Total to date Aug-08-22	81

