

# Electrical Fire Safety



Have all electrical work and inspections done by **qualified professionals**.



**Check cords for damage** to make sure the wires are not exposed.




Avoid running cords **across doorways** or **under rugs or heavy objects**.



**Keep children and pets away** from electrical cords and outlets.



Extension cords are intended for **temporary use**. They should not be linked together—use one cord that is long enough to do the job.



Always plug heavy appliances like space heaters and air conditioners **directly into an outlet**, not an extension cord or power bar.



# Fire Escape Plan



**Draw a floorplan** of your home, marking two ways out of every room—especially sleeping areas.



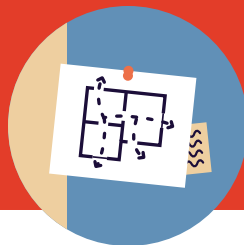
**Discuss escape routes** with all household members. Make sure everyone in the home has input into the fire escape plan.




Agree on a **safe meeting area** outside of the home where everyone will gather.



Practice your escape plan at least **twice a year**. Make it realistic—practice alternative routes by pretending some are blocked.



**Post your home escape plan** on a wall where it can be seen by all family members.



**Test doors** before opening them. If the door is hot, use another escape route. If the door is cool, open it with caution.



If trapped, **close all doors** between you and the fire, **seal the cracks** around the doors and **signal for help** out a window.

## In case of fire:




# Heating Fire Safety



Keep anything that can burn at least **1 m (3 ft)** away from heating equipment.



Keep children at least **1 m (3 ft)** away from open fires and space heaters.



**Never** use your oven to **heat your home**.




Have a **qualified professional** install stationary space heating equipment, water heaters or central heating equipment.



Have your furnace/chimney **cleaned every year** by a qualified professional.



Place space heaters on a **solid, flat surface**. Position them so they do not block **foot traffic or exits**.



**Turn off** portable heaters when **leaving the room or going to bed**.




Always use the **type of fuel specified by the manufacturer** for fuel-burning space heaters.



# Kitchen Fire Safety



**Be alert.** Never cook when you are tired or drowsy.



**Stay in the kitchen** when you are cooking. **Turn off** the stove if you leave the kitchen.



Keep anything that can catch fire **away from your stovetop.**



Wear **short, close-fitting or tightly rolled sleeves** when cooking.



Keep children at least **1 m (3 ft)** from areas where hot food or drink is prepared or carried.



If a pan catches fire, carefully **slide a lid over top** to smother it. Turn off the burner and leave the pan covered until it's fully cooled.



If the oven catches fire, **turn it off and keep the door closed.** Have it checked and/or serviced before using it again.



If you have a stove fire, **when in doubt, get out.** Close the door behind you and call the fire department from outside the home.



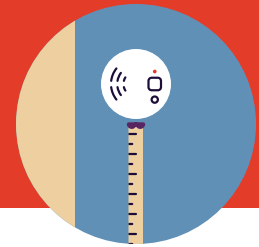
# Smoke and CO Alarms



Install **smoke alarms** on every level, outside sleeping areas and in all sleeping areas of the home.



Install **carbon monoxide (CO) alarms** on every level and outside every sleeping area.




Follow the manufacturer's instructions for **placement** and **mounting height**.



Test alarms at least **every month**. Press the **test button** to make sure the alarm works.



**Teach children** how to respond to the alarm.



Replace alarm batteries **every year**. Replace smoke alarms **every 10 years**.



When an alarm sounds, **get out** and **call the fire department**. Do not re-enter until emergency personnel say it's safe.



# Wood Stove Safety



Have installation done by a **WETT-certified installer**.




Stoves should be certified by a **certification agency** for use in Canada.



Burn only **dry, seasoned wood** in a wood stove. Burn only **dry, seasoned wood pellets** in a pellet stove.




Have your chimney and stove **inspected and cleaned** by a WETT-certified professional every fall before heating season.



**Clean the inside of your stove** periodically with a wire brush.



**Let ashes cool** before disposing of them in a metal container. Keep the container at least 10 feet away from any buildings.



Keep combustibles and flammable materials at least **1.2 m (4 ft) away** from the stove.



**Keep an eye on children and pets** whenever a stove is being used.



Install and maintain **carbon monoxide (CO) alarms** outside all sleeping areas and on every level of the home.